

*Monday 11/21/2022 Simply Stampin' in the Meadow featuring  
Twisted Ribbon Cards with Christmas Banners Bundle*



*By Verna Mullen, Stampin' Notes*

Shop for supplies for these cards at [www.stampinnotes.com](http://www.stampinnotes.com)

HOW TO GET THIS CLASS FOR FREE:

Use Host Code **ZSAKVTQW** at checkout with any order over \$35.00 (not including tax and shipping) placed by Sunday Nov. 27, 2022 at midnight and I will send you a kit to make 2 of each of these cards. Card stock, designer series paper and any die cuts not in the Christmas Banners set will be cut for you. You will need the Christmas Banners Bundle, adhesive, and ink. If your order is \$50.00 or more I will send you the Red Rhinestones also! If it is over \$150.00 please don't use the host code so you can get your own host rewards!

**\*See the last page for the supplies I used.**

Monday  
Simply  
Stampin'  
in the  
Meadow

NOV. 21, 2022



VERNA MULLEN STAMPIN' NOTES

## CARD #1



### MEASUREMENTS:

\*Garden Green Card Base – 8 1/2" x 5 1/2" scored at 4 1/4"; 5 1/4" x 4" Embossed with Wintry 3D Emb. Folder

\*Basic White Card Stock – 2" x 5 1/4" for front panel; 5 1/4" x 4" for inside sentiment; scrap piece for front banner.

\*Real Red Card Stock – 5 3/8" x 4 1/8" for front layer; 2 1/4" x 5 1/4" for front panel.

\*Painted Christmas DSP – 3/4" x 3 1/2" (4 of green and 4 of contrasting print for a total of 8)

Piece marked every 3/4", Adding first dsp layer; Adding second dsp layer



## CARD #2



Created by  
Verna Mullen  
Images © Stampin'  
1.stampinnotes.com

### MEASUREMENTS:

\*Thick Basic White Card Stock for Card Base – 4 ¼" x 11" scored at 5 ½"

\*Basic White Card Stock 5 ½" x 4 ¼" for large Scalloped Contour die cut layer; 5 ¼" x 4" for inside sentiment; 2" x 5" (marked every ½" for twisted ribbon pieces); scrap piece for die cut banner.

\*Painted Christmas DSP – 5 ¼ x 4" for front layer.

\*1/2" x 3 ½" Glimmer Specialty Paper (4)

\*3 ½" strips of Soft Succulent Satin Shimmer Ribbon

\*Scraps of Evening Evergreen for greenery

**CARD #3**



**MEASUREMENTS:**

**Soft Suede Card Base – 5 ½” x 8 ½” scored at 4 ¼”**

**Basic White Card Stock – 5 ¼ x 2 ½” (marked every ¾”); 5 ¼ x 4” for inside sentiment**

**Garden Green – 5 ¼” x 2 ¾”**

**Crumb Cake – Scrap piece for banner**

**Evening Evergreen – scrap piece for greenery**

**Painted Christmas DSP – ¾” x 3 ½” strips (4 green and 4 contrasting for a total of 8)**

## Twisted Ribbon Cards with Christmas Banner Bundle

### Supplies



Paper Trimmer  
152392  
**Price: \$25.00**



Stampin' Cut & Emboss  
Machine  
149653  
**Price: \$125.00**




Painted Christmas 12" X  
12" (30.5 X 30.5 Cm)  
Designer Series Paper  
156292  
**Price: \$12.00**



Christmas Banners  
Bundle (English)  
159993  
**Price: \$50.25**



Gold Holly Leaves  
156311  
**Price: \$7.50**



Glimmer 12" X 12" (30.5  
X 30.5 Cm) Specialty  
Paper  
159537  
**Price: \$10.00**



Wintry 3D Embossing  
Folders  
155433  
**Price: \$10.00**



Real Red & Garden  
Green 3/8" (1 Cm)  
Ribbon Combo Pack  
159577  
**Price: \$7.50**



Red Rhinestone Basic  
Jewels  
146924  
**Price: \$7.00**



Garden Green 8-1/2" X  
11" Cardstock  
102584  
**Price: \$9.25**




Real Red 8-1/2" X 11"  
Cardstock  
102482  
**Price: \$9.25**



Basic White 8-1/2" X 11"  
Cardstock  
159276  
**Price: \$10.25**



Multipurpose Liquid Glue  
110755  
**Price: \$4.00**



Mini Glue Dots  
103683  
**Price: \$5.25**




Gold & Vanilla 3/8" (1  
Cm) Satin Edged Ribbon  
159555  
**Price: \$8.00**



Soft Succulent 1/2" (1.3  
Cm) Satin Shimmer  
Ribbon  
158133  
**Price: \$7.50**



Tear & Tape Adhesive  
154031  
**Price: \$7.00**



Scalloped Contours Dies  
155560  
**Price: \$35.00**



Soft Suede 8-1/2" X 11"  
Cardstock  
115318  
**Price: \$9.25**



Crumb Cake 8-1/2" X 11"  
Cardstock  
120953  
**Price: \$9.25**



Linen Thread  
104199  
**Price: \$5.00**



Leaf Label & Amber Gem  
Combo Pack  
159969  
**Price: \$8.00**

Shop with me at

<https://www.stampinnotes.com>

Have questions? Email me at  
[vernastamps@gmail.com](mailto:vernastamps@gmail.com)

Thank you!